

--

Colin Zhang Alice Liu

--

--

--


--

--

	$L_B t = \int_t L(\lambda, t) B(\lambda) d\lambda$		
	$L_B = \int L_\lambda B(\lambda) d\lambda$		
	$E_t = \int E_\lambda(\lambda, t) B(\lambda) d\lambda$		
	$E_B = \int E_\lambda B(\lambda) d\lambda$		
	$L_R = \sum_{\lambda=380}^{1400} L_\lambda \cdot R(\lambda) \cdot \Delta\lambda \leq \frac{50000}{0.25} \text{ W}\cdot\text{m}^{-2}\cdot\text{sr}^{-1}$		

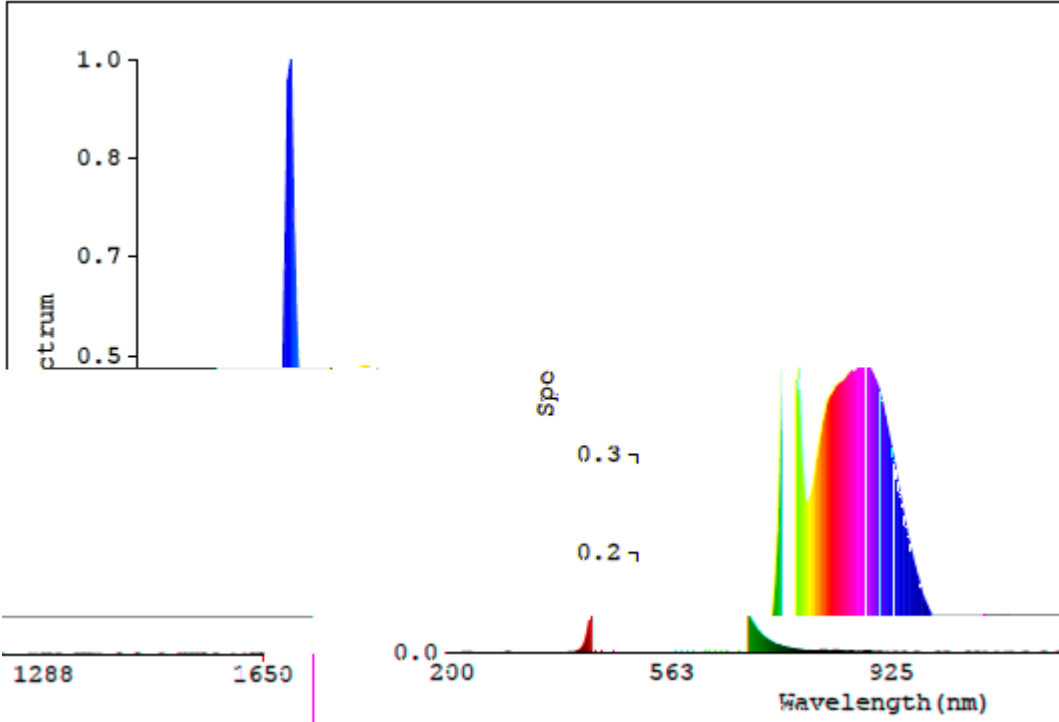









FINAL



FEM



FEM

