

Application of IEC 624

Report reference No

Compiled by (+ signature)

Approved by (+ signature)

Date of issue

Testing laboratory

Address

Testing location

Applicant

Address

Standard

Test sample(s) received.....

Test in period.....

Procedure deviation

Non-standard test method

Note: The test data was only val
shown above and for the specific
prior written consent from Bay Ai

Type of test object

Trademark

Model/type reference

Multiple Models.....

Manufacturer.....

Rating

Copy of marking plate:

None





Test item particulars	
Product evaluated	<input checked="" type="checkbox"/> LED package <input type="checkbox"/> LED module <input type="checkbox"/> Lamp <input type="checkbox"/> Luminaire
Rated voltage (V)	See rating
Rated current (mA)	120mA
Rated CCT (K)	6000-7000K
Rated Luminance (Mcd/m²)	Not specified
Component report data used	<input type="checkbox"/> Not applicable <input checked="" type="checkbox"/> LED package <input type="checkbox"/> LED module <input type="checkbox"/> Lamp Report number:
Possible test case verdicts:	
-test case does not apply to the test object.....:N(.A.)	
-test object does meet the requirement.....:P(ass)	
-test object does not meet the requirement.....:F(ail)	
General remarks:	
<p>The test results presented in this report relate only to the object tested.</p> <p>This report shall not be reproduced, except in full, without the written approval of the Issuing testing laboratory.</p> <p>"(See Enclosure #)" refers to additional information appended to the report.</p> <p>"(See appended table)" refers to a table appended to the report.</p> <p>Throughout this report a point is used as the decimal separator.</p> <p>List of test equipment must be kept on file and available for review.</p> <p>Remark:</p> <p>This report consists of 8 pages and following appendixes:</p> <p>Appendix A EUT photos</p> <p>Appendix B Test equipment list</p>	

General product information:

This product is LED chip, test model is P2835W6H5-C03-8D3AA3. Rated input is 10Vdc, 120mA.

Multiple Models are P2835W*H5-C03-*D*A**, and they are electrically identical with the same PCB LAYOUT and circuit as model P2835W6H5-C03-8D3AA3, only differences between those models are the correlated colour temperature, color rendering index, welding material and silicone part number.

Hereby declare that there are some differences between our Multiple Models and testing products.

All the asterisk meaning in the model numbers are listed as below:

P2835W*H5-C03-*D*A**

1 2 3 4 5

1. The first asterisk is a number from 1 to 9 which stand for correlated colour temperature. 1 means 2600-2800K, 2 means 2800-3100K, 3 means 3800-4250K, 4 means 4750-5300K, 5 means 5700-6500K, 6 means 6000-7000K, 7 means 2100-2300K, 8 means 3200-3800K, 9 means 5050-5650K.

2. The second asterisk is a number from 6 to 9 which stand for color rendering index. 6 means below 70, 7 means 70-80, 8 means 80-90, 9 means above 90.

3. The third asterisk is a number from 1 to 4 which stand for welding material. 1 means gold wire, 2 means alloyed wire, 3 means K gold wire, 4 means copper wire.



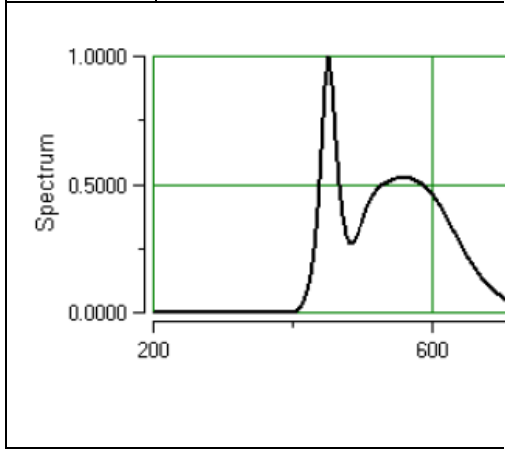
4. The fourth asterisk is an English Letter from A to Z or a number from 0 to 9 which stand for silicone part number.

5. The fifth asterisk is a serial number from 1 to 9.

IEC TR 62778			
Clause	Requirement + Test	Result - Remark	Verdict
7	MEASUREMENT INFORMATION FLOW		P
7.1	Basic flow		P
	'Law of conservation of luminance' applied		P
	Use of only true luminance/radiance values		P
	In case of luminaire: The light source is operated in the luminaire under similar conditions as when tested as a component		P
	In case E_{thr} value for RG2 was established the peak value was derived from angular light distribution		N
7.2	Conditions for the radiance measurement		P
	Standard condition applied (200mm distance, 0,011rad field of view)		P
	Non-standard condition applied		N

IEC TR 62778					
Clause	Requirement + Test			Result - Remark	Verdict
	TABLE: Spectroradiometric measurement				P
	Measurement performed on:	<input checked="" type="checkbox"/> LED package <input type="checkbox"/> LED module <input type="checkbox"/> Lamp <input type="checkbox"/> Luminaire			—
	Model number.....	P2835W6H5-C03-8D3AA3			—
	Test voltage (V)	10Vdc			—
	Test current (mA)	120mA			—
	Test frequency (Hz).....	-			—
	Ambient, t (°C).....	25.0			—
	Measurement distance	<input checked="" type="checkbox"/> 20 cm <input type="checkbox"/> ... cm			—
	Source size	<input type="checkbox"/> Non-small <input checked="" type="checkbox"/> Small : 1.1mm			—
	Field of view	<input type="checkbox"/> 100 mrad <input checked="" type="checkbox"/> 11 mrad <input type="checkbox"/> 1,7 mrad (for small sources)			—
Item	Symbol	Units	Result	Remark	
Correlated colour temperature	CCT	K	6503	--	

TABLE: Angular light distri



Appendix B Test equipment list

Equipment Description	Model No	BACL#	Manufacturer	Last Cal	Cal Due
UV-VIS-near IR Spectrophotocolori meter	PMS-2000	T-08-SF213	EVERFINE	2016-08-08	2017-08-08
Imaging luminance meter	CX-2K	T-08-SF140-1	EVERFINE	2016-08-08	2018-08-08
Radiation illuminance meter	RD-2000	T-08-SF140-2	EVERFINE	2016-08-08	2018-08-08
Radiation illuminance meter	RD-2000	T-08-SF140-3	EVERFINE	2016-08-08	2018-08-08
High Accuracy Array	HAAS-2000	T-08-SF140-4	EVERFINE	2016-08-08	2018-08-08
Hygrothermograph	PWS280	T-08-QA026	N/A	2016-03-21	2017-03-21
Standard power spectral UV radiation-specific	UVS-8003	T-08-EE048	EVERFINE	2016-03-21	2017-03-21
80mm sample integrating sphere	SMS-300	F-08-SF130	EVERFINE	2016-12-25	2018-12-24
Steel tape	HILOCK-19	T-08-SF100	TAJIMA	2013-4-18	2018-4-17

*** End of report ***