




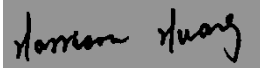
TEST REPORT

IEC TR 62778

Application of IEC TR 62778 for the assessment of blue light hazard to light sources and luminaires

Report reference No: RSZ190415552-SF

Compiled by (+ signature): Test Engineer: Taylor Chen 

Approved by (+ signature): Project Engineer: Harrison Huang 

Date of issue: 2019-04-19

Testing laboratory: Bay Area Compliance Laboratories Corp.(Dongguan)

Address: No.69, Pulongcun, Puxinhu Industry Area, Tangxia, Dongguan, Guangdong, China

Testing location: Same as above

Applicant: Hongli Zhihui Group Co.,Ltd. Guangzhou Branch

Address: Room 316, Building 2, No.1, Xianke Yi Road, Huadong Town, Huadu District, Guangzhou, China

Standard: IEC TR 62778:2014

Test sample(s) received.....: 2019-04-17

Test in period.....: 2019-04-18

Procedure deviation: N.A.

Non-standard test method: N.A.

Note: The test data was only valid for the test sample(s). This test report is prepared for the customer shown above and for the specific product described herein. It must not be duplicated or used in part without prior written consent from Bay Area Compliance Laboratories Corp. (Dongguan).

Type of test object: LED package

Trademark: N.A.

Model/type reference: PS2835W*F5-D01-*D2A*

Manufacturer.....: Hongli Zhihui Group Co.,Ltd. Guangzhou Branch
Room 316, Building 2, No.1, Xianke Yi Road, Huadong Town, Huadu District, Guangzhou, China

Rating: Input: 3Vdc,200mA

Copy of marking plate:
None

Test item particulars:



Product evaluated	<input checked="" type="checkbox"/> LED package
	<input type="checkbox"/> LED module
	<input type="checkbox"/> Lamp
	<input type="checkbox"/> Luminaire
Rated voltage (V)	See rating
Rated current (mA)	See rating
Rated Luminance (Mcd/m²)	Not specified
Component report data used	<input checked="" type="checkbox"/> Not applicable
	<input type="checkbox"/> LED package
	<input type="checkbox"/> LED module
	<input type="checkbox"/> Lamp

Possible test case verdicts:

-test case does not apply to the test object.....:N(.A.)

-tesv

FINAL

IEC TR 62778			
Clause	Requirement + Test	Result - Remark	Verdict
7	MEASUREMENT INFORMATION FLOW		P
7.1	Basic flow		P
	'Law of conservation of luminance' applied		P
	Use of only true luminance/radiance values		P
	In case of luminaire: The light source is operated in the luminaire under similar conditions as when tested as a component		P
	In case E_{thr} value for RG2 was established the peak value was derived from angular light distribution		N
7.2	Conditions for the radiance measurement		P
	Standard condition applied (200mm distance, 0,011rad field of view)		P
	Non-standard condition applied		N
7.3	Special cases (I): Replacement by a lamp or LED module of another type		N
	Light source is a white light source		N
	Evaluation done based on highest luminance		N
	Evaluation done based on CCT value		N
7.4	Special cases (II): Arrays and clusters of primary light sources		N
	LED package is evaluated as : <input type="checkbox"/> RG0 unlimited <input type="checkbox"/> RG1 unlimited <input type="checkbox"/> RG2 unlimited		N
	E_{thr} of LED package applies to array		N
8	RISK GROUP CLASSIFICATION		P
	Risk group achieved:		P
	- .. Risk Group 0 unlimited		N
	- .. Risk Group 1 unlimited		P
	- Risk Group 2 unlimited		N
	- E_{thr} (lx) : Distance to reach RG1(mm) :	1103 136	P

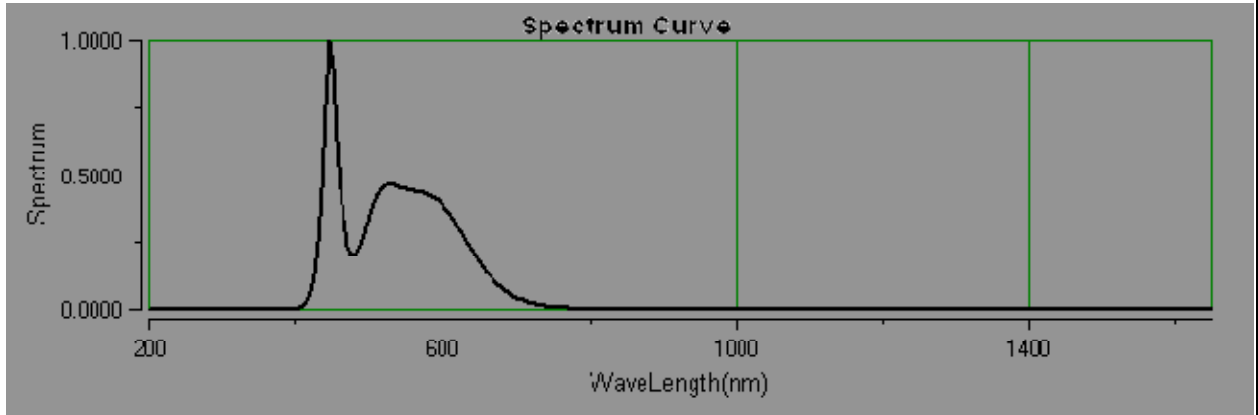
IEC TR 62778			
Clause	Requirement + Test	Result - Remark	Verdict

	TABLE: Spectroradiometric measurement		P
	Measurement performed on:	<input checked="" type="checkbox"/> LED package <input type="checkbox"/> LED module <input type="checkbox"/> Lamp <input type="checkbox"/> Luminaire	—
	Model number	PS2835W6F5-D01-8D2A1	—
	Test voltage (V).....	3Vdc	—
	Test current (mA)	200m A	—
	Test frequency (Hz).....	--	—
	Ambient, t (°C).....	25.1	—
	Measurement distance	<input checked="" type="checkbox"/> 20 cm <input type="checkbox"/> ... cm	—
	Source size	<input type="checkbox"/> Non-small: mm <input checked="" type="checkbox"/> Small: 0.89 mm	—
	Field of view	<input type="checkbox"/> 100 mrad <input checked="" type="checkbox"/> 11 mrad <input type="checkbox"/> 1,7 mrad (for small sources)	—

Item	Symbol	Units	Result	Remark
Correlated colour temperature	CCT	K	6816	--
x/y colour coordinates	x/y		0.3077/0.3256	--
Blue light hazard radiance	L _B	W/(m ² •sr ¹)	4998	--
Blue light hazard irradiance	E _B	W/m ²	4.609 x10 ⁻¹	--
Luminance	L	cd/m ²	5.514x10 ⁶	--
Illuminance	E	lx	508	--

Supplementary information: NA


TABLE: Angular light distribution



FINAL

Appendix A - EUT Photos

The overall view of EUT



FEM



Appendix B Test equipment list

Equipment Description	Model No	BACL#	Manufacturer	Last Cal	Cal Due
UV-VIS-near IR Spectrophotometer	PMS-2000	T-08-SF213	EVERFINE	2018-09-03	2019-09-03
Imaging luminance meter	CX-2K	T-08-SF213-1	EVERFINE	2018-09-03	2019-09-03
Radiation illuminance meter	RD-2000	T-08-SF213-2	EVERFINE	2018-09-03	2019-09-03
Radiation illuminance meter	RD-2000	T-08-SF213-3	EVERFINE	2018-09-03	2019-09-03
High Accuracy Array	HAAS-2000	T-08-SF213-4	EVERFINE	2018-09-03	2019-09-03
80mm sample integrating sphere	SMS-300	T-08-SF213-5	EVERFINE	2018-09-03	2019-09-03
Hygrothermograph	VC230	T-08-QA015	VICTOR	2019-03-17	2020-03-17
Steel tape	5m×19mm	T-08-SF197	B&Q	2016-02-25	2021-02-23
High power LED aging dc power supply	B12005	T-08-SF205	BACL	2019-03-26	2020-03-26
AC power supply	HPA-1103	F-08-SF129	EVERFINE	2018-07-23	2019-07-23

*** End of report ***