



TEST REPORT

According to ANSI/IES LM-80-15
For

Hongli Zhihui Group Co.,Ltd. Guangzhou Branch

Room 316, Building 2, No.1, Xianke Yi Road, Huadong Town, Huadu District, Guangzhou, China

#Model: HL-A-2835D15FC-S1-08

| | | | |
|---|---|-------------------------------------|--|
| Report Type: 6000 Hours Test Report | | Product Type: LED Package | |
| Reviewed By: | Pote Wang | | |
| Report Number: | RSZ190428532-10-6000 | | |
| Test Date: | 2020-01-04 to 2020-10-16 | | |
| Report Date: | 2020-10-23 | | |
| Approved by: | Blake Zhang / EE Engineer | | |
| Test Facility: | Test facility was located at No.69,Pulongcun ,Puxinhu Industrial Area, Tangxia , Dongguan, Guangdong, China. | | |
| Prepared By: | Bay Area Compliance Laboratories Corp. (Dongguan). No.69,Pulongcun ,Puxinhu Industrial Area, Tangxia , Dongguan, Guangdong, China. Tel: +86-0769-86858888 Fax:+86-0769-86858588 | | |
| Accreditation: | The IAS Accreditation Number TL-460. | | |



TABLE OF CONTENTS

| | |
|---|----------|
| 1. General Information | 3 |
| 1.1 Description of LED Light Sources | 3 |
| 1.2 Standards and Reference Documentations | 3 |
| 1.3 Testing Equipment | 4 |
| 1.4 Drive Level | 4 |
| 1.5 Ambient Conditions for Maintenance Test | 4 |
| 1.6 Photometric Measurement Method and Uncertainty | 4 |
| 1.7 Statement of Traceability | 4 |
| 1.8 Sample Set | 5 |
| 2. Summary of Test Result | 6 |
| 3. Test Data | 7 |
| 3.1 Data Set 1, 85°C, 150mA (400-700nm Photon Flux Maintenance) | 7 |
| 3.2 Data Set 1, 85°C, 150mA (Forward Voltage) | 8 |
| 3.3 Data Set 1, 85°C, 150mA (Wavelength) | 9 |
| 3.4 | |



1. General Information

1.1 Description of LED Light Sources

Sample Size:

60 PCS test samples were in good condition and received on 2019-04-28. The samples were numbered from 1 to 30 and 31 to 60.

| | |
|---------------------------------------|---|
| #Manufacturer: | Hongli Zhihui Group Co.,Ltd. Guangzhou Branch |
| #Part Number: | HL-A-2835D15FC-S1-08 |
| #Part Type: | LED Package |
| #Drive Level: | DC 150mA |
| #Wavelength: | 665nm |
| #Power: | 0.315W |
| #Average Current Density per LED die: | 600.000mA/mm ² |
| #Average Power Density per LED die: | 1.260W/mm ² |
| #CRI: | NA |
| #Die Spacing: | NA |

Sampling Method:

LED samples for IESNA LM-80 testing consist of units built from a minimum of three manufacturing lots with each manufacturing lot built from different wafer lots built on non-consecutive days.

These manufacturing lots are picked to represent a wide parametric distribution.

#Family products covered by this report:

According to *ENERGY STAR® Requirements for the Use of LM-80 Data*, the following products can be covered by this report base on the information and declaration provided by manufacturer. The information of these models shows that the covered products meet all section 4 requirements of *ENERGY STAR® Requirements for the Use of LM-80 Data* (September 28, 2017)

This report covers the following models:

| Test Model Number | Multiple Models | Details |
|----------------------|----------------------------|---|
| HL-A-2835D15FC-S1-08 | HL-A-2835D**FC-S1-08 | 1. Different Model name for different market. 2. brightness level. |
| | HL-A-2835D**FC-S1-08L | |
| | HL-A-2835D**FC-S1-08HL | |
| | HL-A-2835D**FC-S1-08-PCT | |
| | HL-A-2835D**FC-S1-08L-PCT | |
| | HL-AS-2835D**FC-S1-08-PCT | |
| | HL-AS-2835D**FC-S1-08L-PCT | |

1.2 Standards and Reference Documentations

- ANSI/IES LM-80-15: IES Approved Method for Measuring Lumen Maintenance of LED Light Sources.
- CIE 127:2007: Measurement of LEDs
- ANSI/ASABE S640 JUL2017 Quantities and Units of Electromagnetic Radiation for Plants (Photosynthetic Organisms) (This standard was not accredited by IAS)
- ANSI/ASABE S642 SEP2018: Recommended Methods for Measurement and Testing of LED Products for Plant Growth and Development (This standard was not accredited by IAS)



1.3 Testing Equipment

| Device | Manufacture | Model No | Serial No | Calibration date | Calibration due date |
|---|---------------|------------|------------------|------------------|----------------------|
| High Accuracy Array Spectroradiometer | EVERFINE | HAAS 2000 | P600674CM5391140 | 2019-10-22 | 2020-10-21 |
| 0.5M Integrating Sphere | EVERFINE | 0.5m | NA | 2019-10-22 | 2020-10-21 |
| LED Test Source | EVERFINE | LTS-300 | P185616CJ1391143 | 2019-11-05 | 2020-11-04 |
| Standard Light Source | EVERFINE | D062 | 1011093 | 2019-11-19 | 2020-11-18 |
| Multilayer aging machine | BACL | N/A | N/A | 2019-11-05 | 2020-11-04 |
| Program-controlled D.C. Stabilized Voltage Supply | Hanshenpuyuan | HSPY-60-03 | N/A | 2020-07-01 | 2021-06-30 |

1.4 Drive Level

Samples are driven with a constant direct current (DC) during maintenance test, photometric and electrical measurement. The current value was regulated to within $\pm 3\%$ of the specified value of the manufacturer during maintenance test, and was within $\pm 0.5\%$ during photometric and electrical measurement test.

1.5 Ambient Conditions for Maintenance Test

For lumen maintenance test, samples within one data set, were installed on cooling boards in thermal chambers with minimal ambient airflow. The case temperature and ambient temperature was monitored by thermocouples which one was soldered to the _{LED} location, while the other is mounted at a distance of 5 mm above the TMP location.

During life testing, TMP_{LED} of the coldest LEDs were maintained at a temperature that was greater than or equal to $2^{\circ}C$ below the corresponding nominal case temperature. Surrounding air was maintained at a temperature that was greater than or equal to $5^{\circ}C$ below the corresponding nominal case temperature. Thermocouples were shielded from direct DUT optical radiation and comply with

Samples were connected to DC power supply in series circuits with a constant current. The forward current was regulated to within $\pm 3\%$ of the specified value of the manufacturer.

The relative humidity within chamber was kept less than 65% during test.

For photometry measurement, the ambient temperature during test was set to $25^{\circ}C \pm 2^{\circ}C$, RH <65%.

1.6 Photometric Measurement Method and Uncertainty

Integrating sphere and spectroradiometer is used to measure spectral power distribution and photon flux. 2 measurement was used and sample was driven by DC power supply. The forward current was regulated to within $\pm 0.5\%$ of the nominal value. The test system was calibrated by halogen reference lamp. The ambient temperature during test was set to $25^{\circ}C \pm 2^{\circ}C$, RH <65%. The temperature measurement point was located in the sphere and the temperature was detected by a temperature probe.

1.7 Statement of Traceability

Bay Area Compliance Laboratories Corp. (Dongguan) attested that all calibration has been performed using suitable standards traceable to National Primary Standards and International System of Units (SI).



1.8 Sample Set

Data Set 1: 85°C, 150mA

Part Number: HL-A-2835D15FC-S1-08

Number of Units: 30

Case Temperature: >83°C

Ambient Temperature: >80°C

Life Test Drive Current: 150mA

Measurement Current: 150mA

Data Set 2: 105°C, 150mA

Part Number: HL-A-2835D15FC-S1-08

Number of Units: 30

Case Temperature: >103°C

Ambient Temperature: >100°C

Life Test Drive Current: 150mA

Measurement Current: 150mA

FINAL

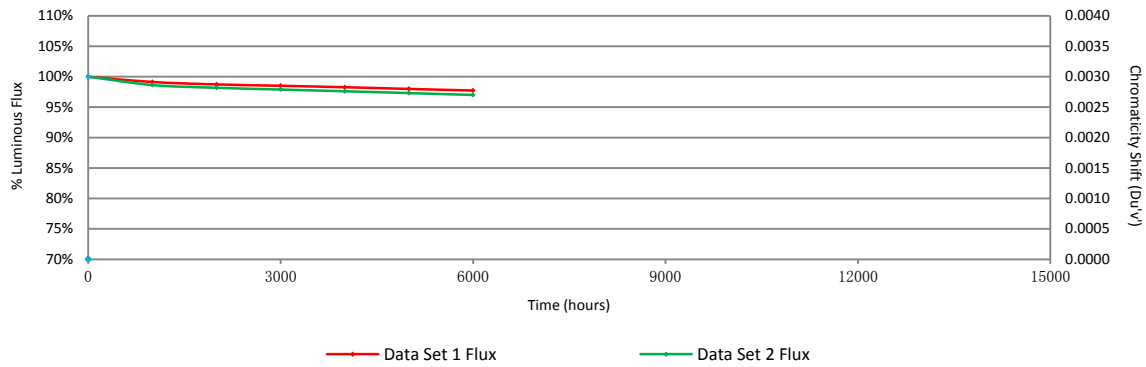


2. Summary of Test Result

| Data Set: | Sample Size | Failures Observed: | Test Interval | Test Duration | | | Reported TM-21 Q ₇₀ Lifetime | Reported TM-21 Q ₉₀ Lifetime |
|-----------|-------------|--------------------|---------------|---------------|-----------|-------|---|---|
| 1 | 30 | 0 | 1000hrs | 6000hrs | 2.746E-06 | 0.993 | >36000 hours | >36000 hours |
| 2 | 30 | 0 | 1000hrs | 6000hrs | 3.225E-06 | 0.989 | >36000 hours | 29000 hours |

Average Photon Flux Maintenance, Photosynthetic 400-700nm (PFM_p) (Percentage of Initial)

| Data Set: | 1000hrs | 2000hrs | 3000hrs | 4000hrs | 5000hrs | 6000hrs |
|-----------|---------|---------|---------|---------|---------|---------|
| 1 | 99.13% | 98.73% | 98.51% | 98.27% | 97.99% | 97.73% |
| 2 | 98.63% | 98.18% | 97.89% | 97.61% | 97.31% | 97.00% |



FINAL



Bay Area Compliance Laboratories Corp. (Dongguan)

No.69, Pulongcun, Puxinhu Industrial Area Tangxia ,
Dongguan, Guangdong, China.
The IAS Accreditation Number TL-460

3.2 Data Set 1, 85°C, 150mA (Forward Voltage)

No.

FINAL

FINAL



3.5 Data Set 2, 105°C, 150mA (Forward Voltage)

| No. | Forward Voltage (V) | | | | | | |
|-----|---------------------|---------|---------|---------|---------|---------|---------|
| | 0hr(Initial) | 1000hrs | 2000hrs | 3000hrs | 4000hrs | 5000hrs | 6000hrs |
| 31 | 2.549 | 2.597 | 2.589 | 2.588 | 2.592 | 2.592 | 2.601 |
| 32 | 2.441 | 2.484 | 2.477 | 2.483 | 2.480 | 2.480 | 2.485 |
| 33 | 2.506 | 2.550 | 2.542 | 2.538 | 2.543 | 2.545 | 2.550 |
| 34 | 2.612 | 2.666 | 2.656 | 2.668 | 2.659 | 2.659 | 2.671 |
| 35 | 2.621 | 2.678 | 2.670 | 2.664 | 2.672 | 2.670 | 2.682 |
| 36 | 2.490 | 2.528 | 2.520 | 2.518 | 2.523 | 2.521 | 2.528 |
| 37 | 2.451 | 2.494 | 2.490 | 2.486 | 2.490 | 2.487 | 2.494 |
| 38 | 2.501 | 2.538 | 2.533 | 2.534 | 2.535 | 2.532 | 2.538 |
| 39 | 2.454 | 2.498 | 2.491 | 2.522 | 2.494 | 2.490 | 2.500 |
| 40 | 2.461 | 2.504 | 2.501 | 2.493 | 2.501 | 2.500 | 2.508 |
| 41 | 2.569 | 2.617 | 2.614 | 2.609 | 2.613 | 2.614 | 2.625 |
| 42 | 2.613 | 2.660 | 2.655 | 2.647 | 2.656 | 2.655 | 2.669 |
| 43 | 2.554 | 2.600 | 2.598 | 2.587 | 2.595 | 2.595 | 2.601 |
| 44 | 2.469 | 2.506 | 2.502 | 2.496 | 2.501 | 2.501 | 2.508 |
| 45 | 2.552 | 2.601 | 2.597 | 2.588 | 2.597 | 2.598 | 2.610 |
| 46 | 2.545 | 2.593 | 2.590 | 2.579 | 2.588 | 2.588 | 2.602 |
| 47 | 2.459 | 2.503 | 2.496 | 2.489 | 2.498 | 2.498 | 2.507 |
| 48 | 2.504 | 2.549 | 2.542 | 2.534 | 2.545 | 2.543 | 2.554 |
| 49 | 2.471 | 2.510 | 2.504 | 2.501 | 2.507 | 2.504 | 2.511 |
| 50 | 2.487 | 2.531 | 2.525 | 2.518 | 2.529 | 2.527 | 2.536 |
| 51 | 2.478 | 2.518 | 2.513 | 2.504 | 2.516 | 2.513 | 2.522 |
| 52 | 2.479 | 2.563 | 2.571 | 2.563 | 2.572 | 2.573 | 2.582 |
| 53 | 2.550 | 2.594 | 2.591 | 2.584 | 2.595 | 2.595 | 2.600 |

51

Bay Area Compliance Laboratories Corp. (Dongguan)

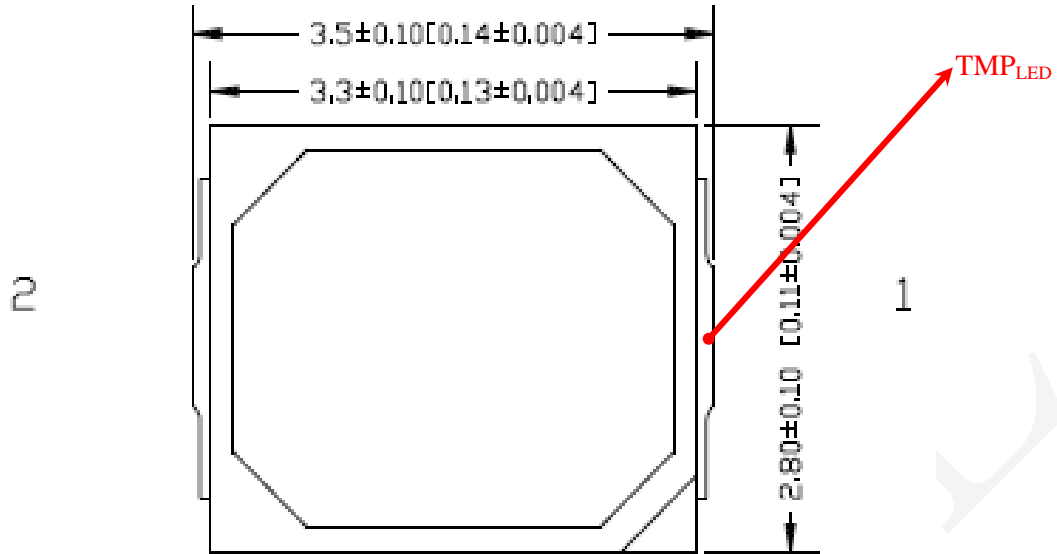
No.69, Pulongcun, Puxinhu Industrial Area Tangxia ,

Dongguan, Guangdong, China.


The IAS Accreditation Number TL-460

FINAL

4. DUT Photo



All dimensions are in millimeter





Bay Area Compliance Laboratories Corp. (Dongguan)

No.69, Pulongcun, Puxinhu Industrial Area Tangxia ,
Dongguan, Guangdong, China.
The IAS Accreditation Number TL-460

Directions

*****END OF REPORT*****

FUNNIAL